



escola  
britânica de  
artes criativas  
& tecnologia

# Front-End



## Projeto 2



## GUIA DA AULA 3



# Estilize



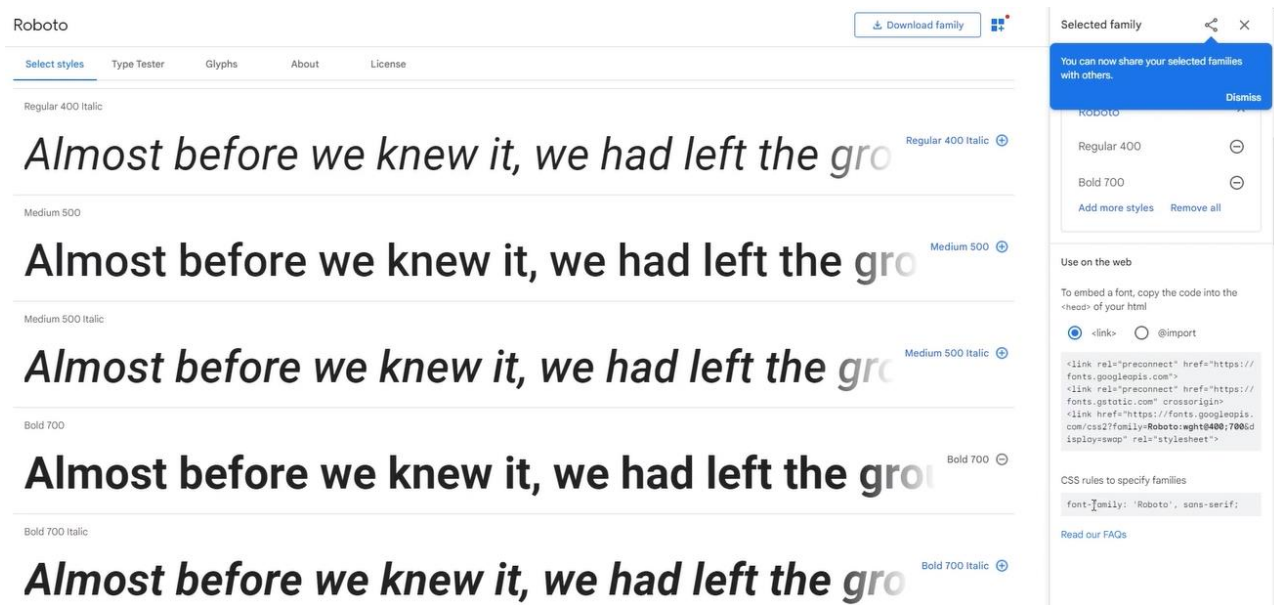
Acompanhe aqui  
os temas que  
serão tratados  
na videoaula

- **Fonte**
- **Crie o CSS**
- **Referencie**
- **Background**
- **Cabeçalho**
- **Espaçamento**
- **Container**
- **Formulário**
- **Tabela**



# Fonte

Vamos usar a fonte Roboto do google no nosso projeto:



The screenshot shows the Google Fonts page for the Roboto font family. The main content area displays several rows of the font, each with a sample text "Almost before we knew it, we had left the gro" and a label for the style (e.g., Regular 400 Italic, Medium 500, Bold 700). The sidebar on the right, titled "Selected family", shows a list of selected styles: ROBOTO, Regular 400, and Bold 700. It also includes a "Use on the web" section with code snippets for embedding the font via a link or @import, and a "CSS rules to specify families" section showing the font-family rule.

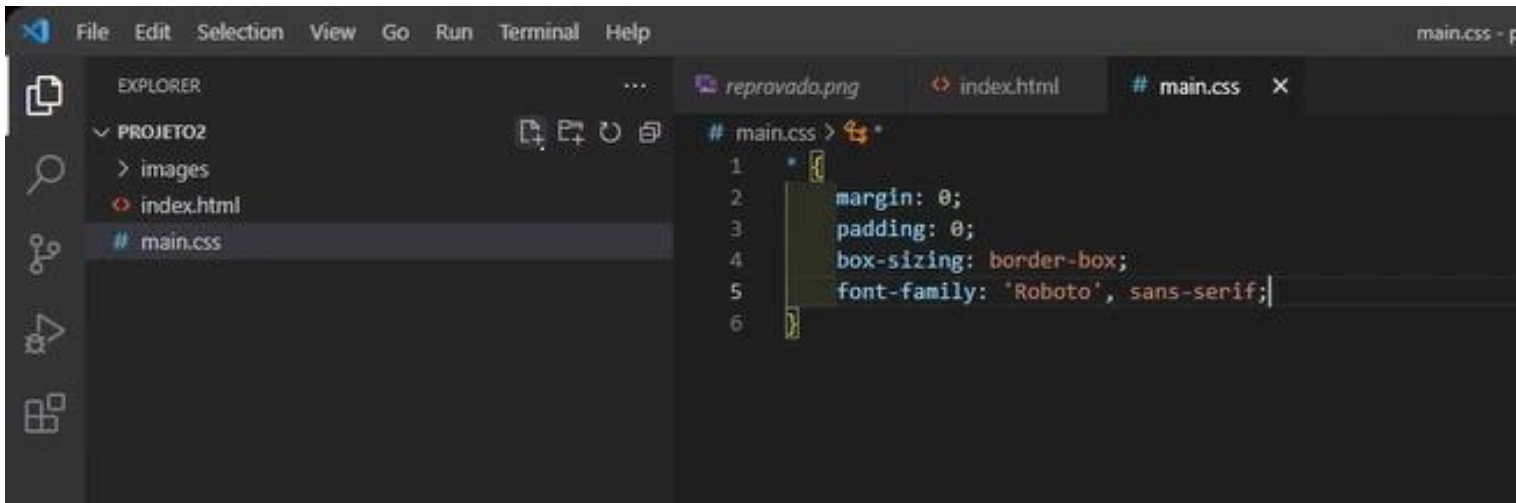


```

index.html > html > head > link
1  <!DOCTYPE html>
2  <html lang="pt-br">
3  <head>
4    <meta charset="UTF-8">
5    <meta http-equiv="X-UA-Compatible" content="IE=edge">
6    <meta name="viewport" content="width=device-width, initial-scale=1.0">
7    <title>Calculadora de médias</title>
8    <link rel="preconnect" href="https://fonts.googleapis.com">
9    <link rel="preconnect" href="https://fonts.gstatic.com" crossorigin>
10   <link href="https://fonts.googleapis.com/css2?family=Roboto:wght@400;700&display=swap" rel="stylesheet">
11 </head>
12 <body>
13   <header>
14     
15     <h1>Calculadora de médias</h1>
16   </header>
17   <form>
  
```



## Crie o CSS



```

# main.css > *
1  * {
2    margin: 0;
3    padding: 0;
4    box-sizing: border-box;
5    font-family: 'Roboto', sans-serif;
6  }
  
```



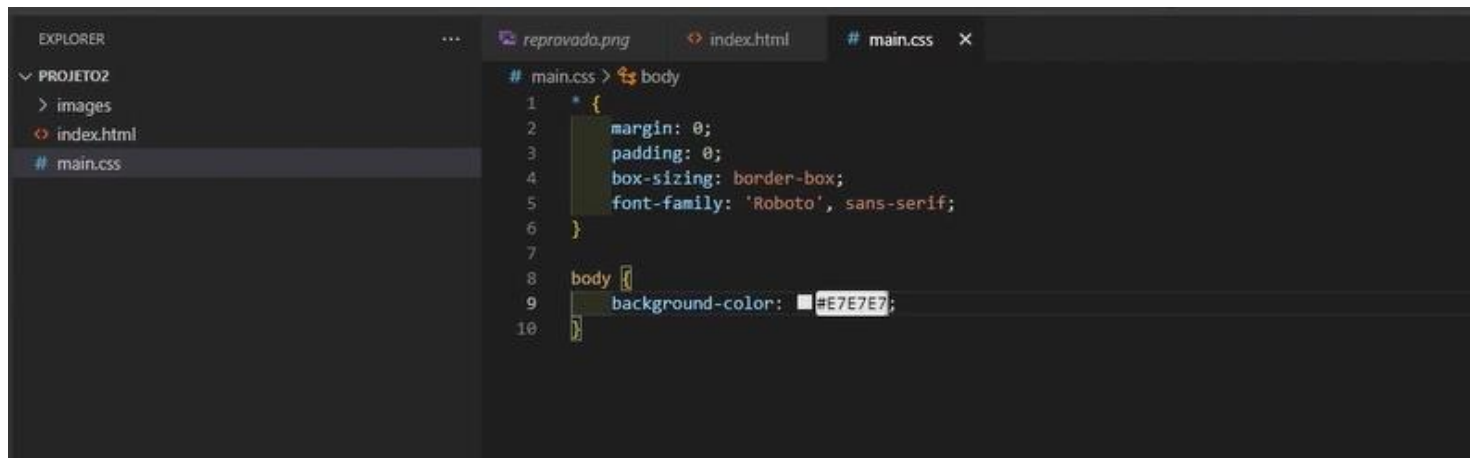
## Referencie

```

reprovado.png  index.html X  # main.css
index.html > html > head > link
1  <!DOCTYPE html>
2  <html lang="pt-br">
3  <head>
4      <meta charset="UTF-8">
5      <meta http-equiv="X-UA-Compatible" content="IE=edge">
6      <meta name="viewport" content="width=device-width, initial-scale=1.0">
7      <title>Calculadora de médias</title>
8      <link rel="preconnect" href="https://fonts.googleapis.com">
9      <link rel="preconnect" href="https://fonts.gstatic.com" crossorigin>
10     <link href="https://fonts.googleapis.com/css2?family=Roboto:wght@400;700&display=swap" rel="stylesheet">
11     <link rel="stylesheet" href="./main.css">
12 </head>
13 <body>
14     <header>
15         
16         <h1>Calculadora de médias</h1>
17     </header>
18     <form>
19         <input type="text" required placeholder="Nome da atividade" />
20         <input type="number" required placeholder="Nota da atividade" min="0" max="10" />
21         <button type="submit">Adicionar +</button>
22     </form>
23     <table>
24         <thead>
  
```



# Background



The screenshot shows a code editor with a dark theme. On the left, the 'EXPLORER' sidebar shows a project named 'PROJETO2' with subfolders 'images' and 'index.html', and a file named '# main.css' which is currently selected. The main editor area shows the content of 'main.css'. It contains a reset CSS block for the body element, followed by a line setting the background color to '#E7E7E7'. The code is as follows:

```

# main.css > body
1  * {
2    margin: 0;
3    padding: 0;
4    box-sizing: border-box;
5    font-family: 'Roboto', sans-serif;
6  }
7
8  body {
9    background-color: #E7E7E7;
10 }
  
```





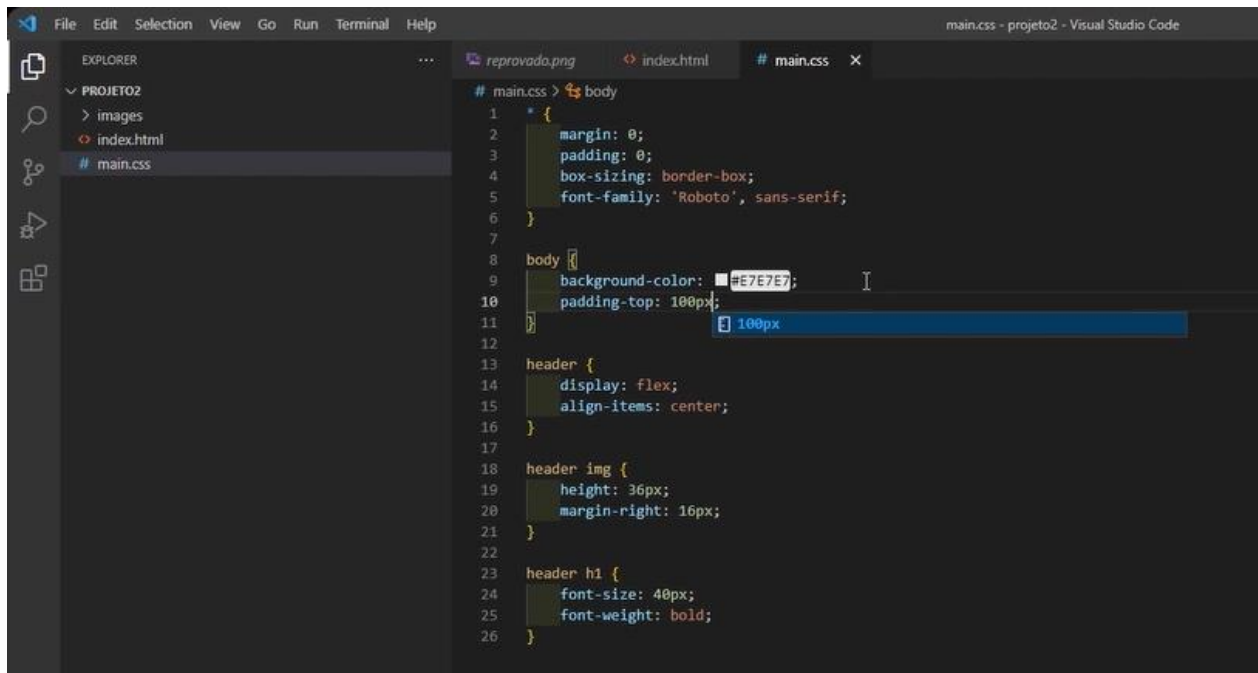
# Cabeçalho

```

# main.css > body
1  * {
2    margin: 0;
3    padding: 0;
4    box-sizing: border-box;
5    font-family: 'Roboto', sans-serif;
6  }
7
8  body {
9    background-color: #E7E7E7;
10   padding-top: 100px;
11 }
12
13 header {
14   display: flex;
15   align-items: center;
16 }
17
18 header img {
19   height: 36px;
20   margin-right: 16px;
21 }
22
23 header h1 {
24   font-size: 40px;
25   font-weight: bold;
26 }
  
```



# Espaçamento



```

# main.css > body
1  * {
2    margin: 0;
3    padding: 0;
4    box-sizing: border-box;
5    font-family: 'Roboto', sans-serif;
6  }
7
8  body {
9    background-color: #E7E7E7;
10   padding-top: 100px;
11 }
12
13 header {
14   display: flex;
15   align-items: center;
16 }
17
18 header img {
19   height: 36px;
20   margin-right: 16px;
21 }
22
23 header h1 {
24   font-size: 40px;
25   font-weight: bold;
26 }
  
```



# Container

```

13 <body>
14   <div class="container">
15     <header>
16       
17       <h1>Calculadora de médias</h1>
18     </header>
19     <form>
20       <input type="text" required placeholder="Nome da atividade" />
21       <input type="number" required placeholder="Nota da atividade" min="0" max="10" />
22       <button type="submit">Adicionar +</button>
23     </form>
24     <table>
25       <thead>
26         <tr>
27           <th>
28             Nome da atividade
29           </th>
30           <th>Nota da atividade</th>
31           <th>Aprovado?</th>
32         </tr>
33       </thead>
34       <tbody>
35         <tr>
36           <td>Atividade 1</td>
37           <td>7</td>
38           <td></td>
39         </tr>
40       </tbody>
41       <tfoot>
42         <tr>
43           <td>Média final</td>
44           <td>7</td>
45           <td>Aprovado</td>
46         </tr>
47       </tfoot>
48     </table>
49   </div>
50 </body>
51 </html>

```



```
# main.css > .container
# main.css X

1  *{
2    margin: 0;
3    padding: 0;
4    box-sizing: border-box;
5    font-family: 'Roboto', sans-serif;
6  }
7
8  body {
9    background-color: #E7E7E7;
10   padding-top: 100px;
11 }
12
13 header {
14   display: flex;
15   align-items: center;
16 }
17
18 header img {
19   height: 36px;
20   margin-right: 16px;
21 }
22
23 header h1 {
24   font-size: 40px;
25   font-weight: bold;
26 }
27
28 .container {
29   max-width: 960px;
30   width: 100%;
31   margin: 0 auto;
32 }
```



# Formulário

```

34
35 form {
36   display: flex;
37   max-width: 640px;
38   width: 100%;
39   justify-content: space-between;
40   margin-bottom: 56px;
41 }
42
43 form input {
44   font-size: 24px;
45   background-color: #fff;
46   border: none;
47   border-bottom: 2px solid #000;
48   padding: 8px;
49 }
50
51 form button {
52   background-color: #009432;
53   color: #fff;
54   font-size: 24px;
55   font-weight: bold;
56   border: none;
57   cursor: pointer;
58   padding: 8px;
59 }

```



# Tabela

```

61 table {
62     width: 100%;
63 }
64
65 table th {
66     border-bottom: 2px solid #000;
67     padding: 16px;
68     font-size: 24px;
69     font-weight: bold;
70 }
71
72 table td {
73     padding: 16px 0;
74     text-align: center;
75     font-size: 18px;
76     border-bottom: 1px solid rgba(0, 0, 0, 0.1);
77 }
78
79 table td img {
80     height: 30px;
81 }
82
83 .resultado {
84     padding: 8px;
85     font-weight: bold;
86     color: #fff;
87     background-color: #000;
88     border-radius: 3px;
89 }
90
91 .aprovado {
92     background-color: #009432;
93 }
94
95 .reprovado {
96     background-color: red;
97 }
    
```

