

Cisco Discovery Protocol


You've been hired by a company to help them to do a new diagram of the network they had built. You're on a Cisco router and you type **show cdp neighbors** and you have the following output:

```
Capability Codes: R - Router, T - Trans Bridge, B - Source Route Bridge
                  S - Switch, H - Host, I - IGMP, r - Repeater, P - Phone
Device ID        Local Intrfce Holdtme   Capability   Platform   Port ID
Switch           Fas 0/0       138      S           2950       Fas 0/1
```


How would the diagram be?

Selecione uma alternativa


A



B



C



D

