

## 2.2 Text & media

### 2.2 T/M - Full width

#### Left align

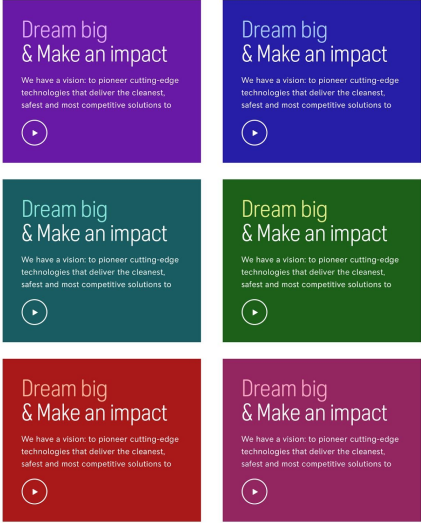


#### Right align



Module Element	Specifications and Limitations (e.g. character limits, image dimensions, file format)
Title *	Heading 2 only - Character limit: 50
Intro *	Intro text style - Character limit: 250
Image *	Image dimensions: 2000 x 600

Colours variations
Module can have 6 colours variations as below:

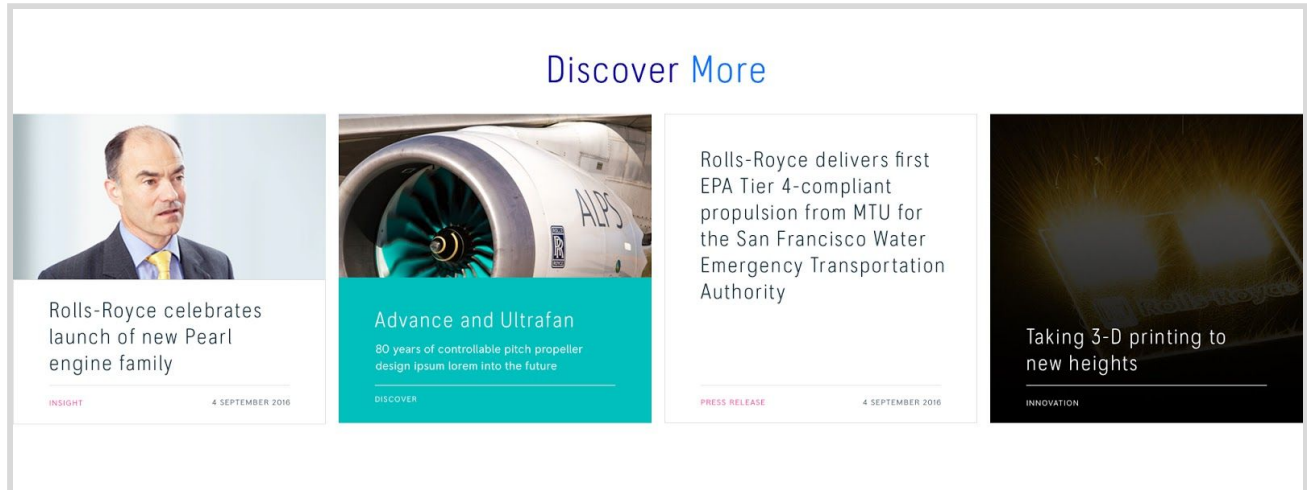
	
<b>Blue option</b> - Box: 10069F 90%    Title: A8CCFD / FFFFFFFF	
<b>Purple option</b> - Box: 58009C 90%    Title: E2ACFF / FFFFFFFF	
<b>Teal option</b> - Box: 004A50 90%    Title: 8BE8DF / FFFFFFFF	
<b>Green option</b> - Box: 034F00 90%    Title: E5F08D / FFFFFFFF	
<b>Orange option</b> - Box: 9F0000 90%    Title: FFB69A / FFFFFFFF	
<b>Pink option</b> - Box: 880E4F 90%    Title: FDA7C7 / FFFFFFFF	

Functionality & interaction
Title can be a hyperlink.

Module Rules & Guidelines
Can only be used once per page

Variation	Notes on module variation
Left text	Focal point of image should be on the right half of the image
Right text	Focal point of image should be on the left half of the image

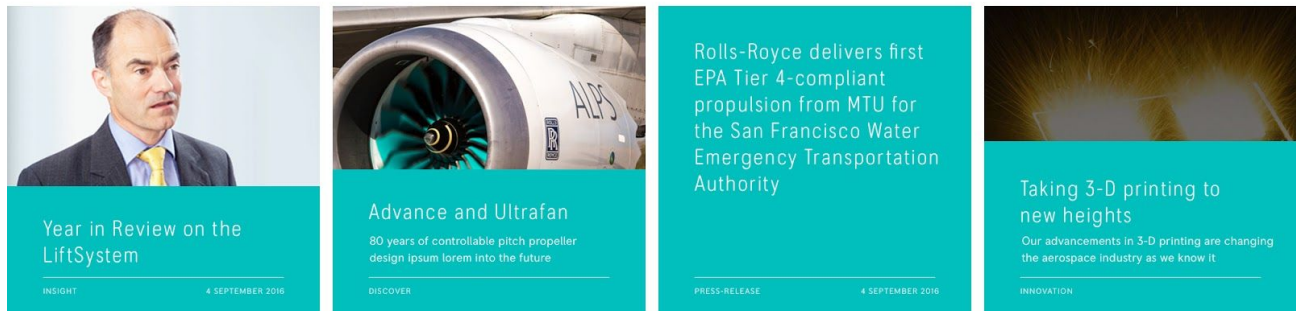
## 3.5 Related content



- **Image dimensions: 500 x 470**
- The above shows the 4 types of blocks available
- The order of these signposts should be self serviceable.
- Users can choose the type of signposts. For example, if they want to posts 3 news items they should be able to do so
- Maximum number of modules to appear is 4

## Hover states

### Discover More



### Insight

As the user hovers over the tile, image zooms in, drop shadow transitions in, white block fades to blue, and text fades to white.

### Discover & Innovation

As the user hovers over the tile, image zooms in, drop shadow transitions in. Blue panel slides in from below. Additional text fades in from the bottom.

### Press release

As the user hovers over the tile, drop shadow transitions in. White background transitions to blue. All text transitions to white.