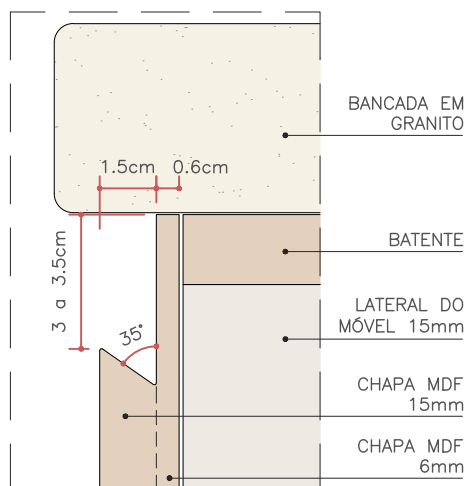
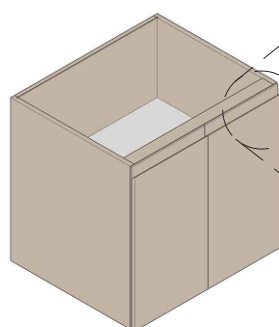


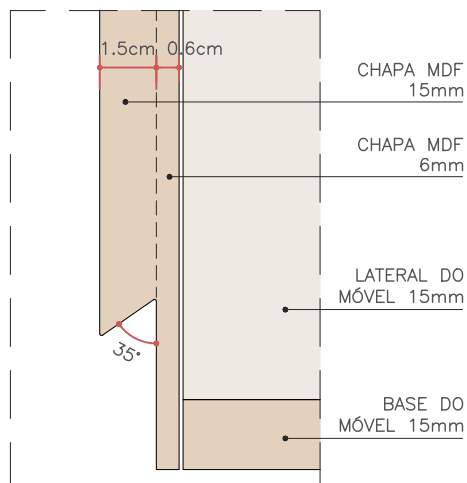
ESSA SOLUÇÃO CONSISTE EM DUAS CHAPAS DE MDF COLADAS. EM UMA DELAS É FEITO UM CORTE 35°.



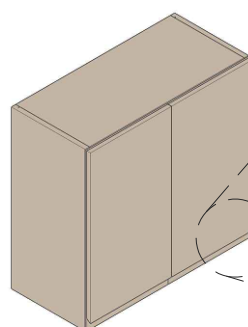
**INFERIORES**  
ESC. 1:2



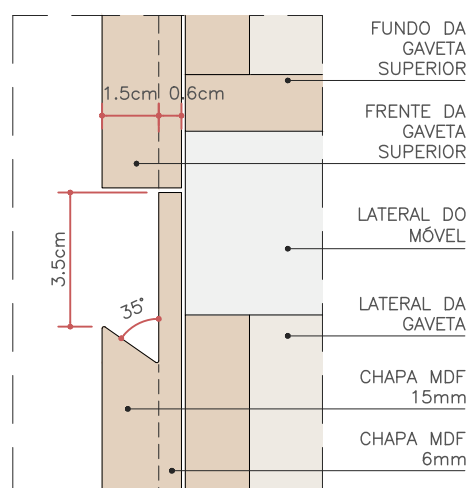
**INFERIORES - ISO**  
SEM ESCALA



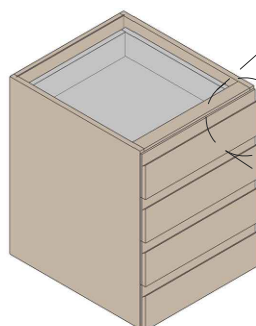
**SUPERIORES**  
ESC. 1:2



**SUPERIORES - ISO**  
SEM ESCALA



**GAVETEIRO**  
ESC. 1:2



**GAVETEIRO - ISO**  
SEM ESCALA

